

वर्णमाला-**Alphabet Hindi**

Vowels(स्वर)

अ आ इ ई उ ऊ ऋ
ए ऐ ओ औ अं अः

Consonants (व्यंजन)

क ख ग घ ङ च छ ज झ ञ
ट ठ ड ढ ण त थ द ध न
प फ ब भ म य र ल व श ष स ह
क्ष त्र ज्ञ

Name:.....

Date:.....

अ - (A)

A as in Animal

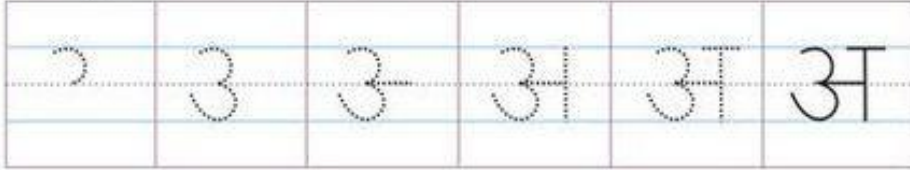


अनार

Anaar

(Pomegranate)

Steps to write the letter "अ"



अ अ अ अ अ अ अ

अ अ अ अ अ अ अ

Blank handwriting practice row with four boxes.

Blank handwriting practice row with four boxes.

Blank handwriting practice row with four boxes.

Blank handwriting practice row with four boxes.

आ - (AA)

A as in Accident



आम
Aam
(Mango)

Steps to write the letter "आ"



आ आ आ आ आ आ आ

आ आ आ आ आ आ आ

Blank handwriting practice row

Blank handwriting practice row

Blank handwriting practice row

Blank handwriting practice row

Blank handwriting practice row

Name.....

Class.....

Date.....

अक्षरों को ट्रेस करें (aksharon ko tres karen) — Trace the letters

इ-(I)



इमली (Imalee)

As **I** in **I**nside

इ इ इ इ इ इ इ इ

इ इ इ इ इ इ इ इ

इ इ इ इ इ इ इ इ

इ इ इ इ इ इ इ इ

इ इ इ इ इ इ इ इ

ई - (EE)

EE as in seen

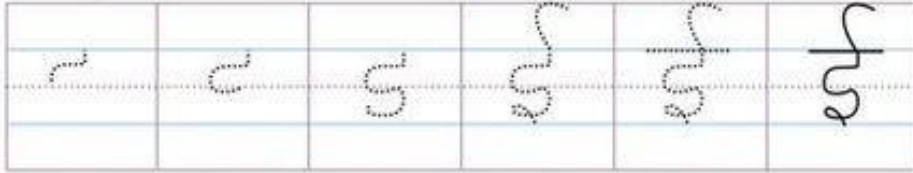


ईख

Eekh

(Sugarcane)

Steps to write the letter "ई"



ई ई ई ई ई ई ई

ई ई ई ई ई ई ई

Blank handwriting practice lines.

Blank handwriting practice lines.

Blank handwriting practice lines.

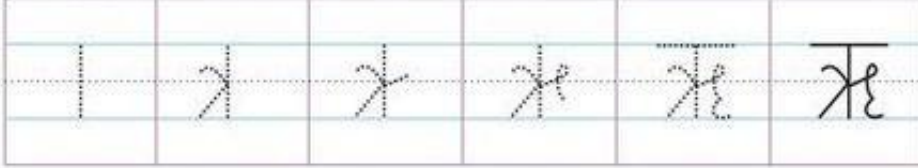
Blank handwriting practice lines.

ऋ - (RI)

RI as in **R**ewind



Steps to write the letter "ऋ"



ऋषि
Rishi
(Sage)

ऋ ऋ ऋ ऋ ऋ ऋ ऋ

ऋ ऋ ऋ ऋ ऋ ऋ ऋ

Blank handwriting practice row

Blank handwriting practice row

Blank handwriting practice row

Blank handwriting practice row

उ




उल्लू

उ	उ	उ	उ	उ	उ
उ	उ	उ	उ	उ	उ
उ	उ	उ	उ	उ	उ
उ	उ	उ	उ	उ	उ
उ	उ	उ	उ	उ	उ
उ	उ	उ	उ	उ	उ

हस्ताक्षर :

दिनांक :

उ





ऊंट

उ	उ	उ	उ	उ	उ
उ	उ	उ	उ	उ	उ
उ	उ	उ	उ	उ	उ
उ	उ	उ	उ	उ	उ
उ	उ	उ	उ	उ	उ
उ	उ	उ	उ	उ	उ

हस्ताक्षर :

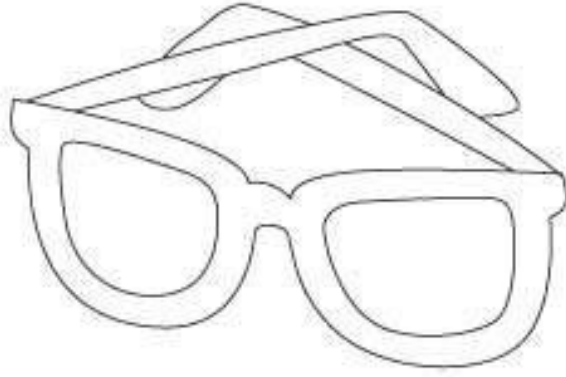
दिनांक :



हस्ताक्षर :

दिनांक :

रे



ऐनक

रे	रे	रे	रे	रे	रे
रे	रे	रे	रे	रे	रे
रे	रे	रे	रे	रे	रे
रे	रे	रे	रे	रे	रे
रे	रे	रे	रे	रे	रे
रे	रे	रे	रे	रे	रे

हस्ताक्षर :

दिनांक :

Name:.....

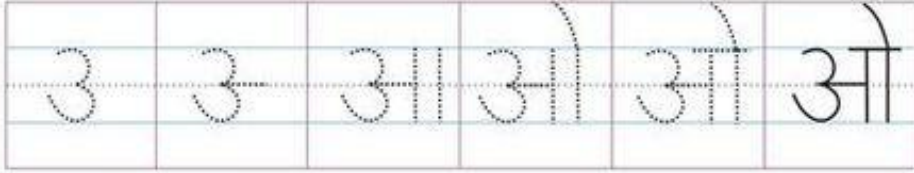
Date:.....

ओ - (O)

O as in Orange



Steps to write the letter "ओ"



ओस
Os
(Dew)

ओ ओ ओ ओ ओ ओ ओ

ओ ओ ओ ओ ओ ओ ओ

Blank handwriting practice row with three lines (top, middle, bottom) and seven columns.

Blank handwriting practice row with three lines (top, middle, bottom) and seven columns.

Blank handwriting practice row with three lines (top, middle, bottom) and seven columns.

Blank handwriting practice row with three lines (top, middle, bottom) and seven columns.

Name:.....

Date:.....

औ - (OW)

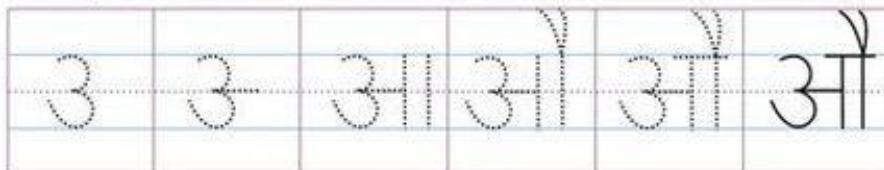
OW as in Cow



औषध

Owshadh
(Medicine)

Steps to write the letter "औ"



औ औ औ औ औ औ औ

औ औ औ औ औ औ औ

Blank handwriting practice lines for the letter 'औ'.

Blank handwriting practice lines for the letter 'औ'.

Blank handwriting practice lines for the letter 'औ'.

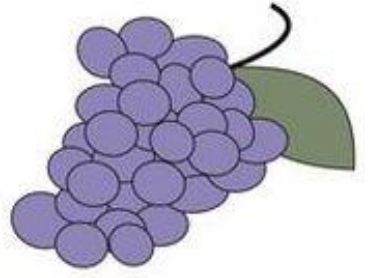
Blank handwriting practice lines for the letter 'औ'.

Name:.....

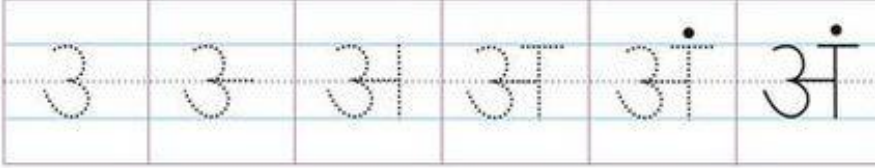
Date:.....

अं - (AM)

AM as in Umbrella



Steps to write the letter "अं"



अंगूर
Angoor
(Grapes)

अं अं अं अं अं अं अं

अं अं अं अं अं अं अं

Blank handwriting practice row with three lines.

Blank handwriting practice row with three lines.

Blank handwriting practice row with three lines.


Blank handwriting practice row with three lines.

Name:.....

Date:.....

क - (KA)

KA as in Cut

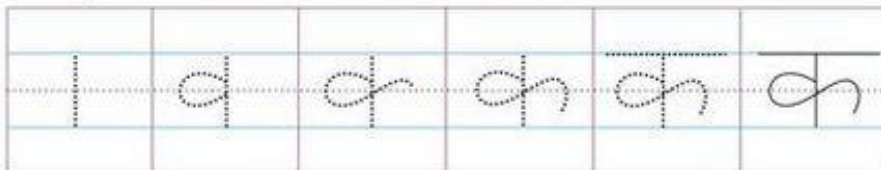


कबूतर

Kabootar

(Pigeon)

Steps to write the letter "क"



क क क क क क क

क क क क क क क

Blank handwriting practice row with a dotted midline.

Blank handwriting practice row with a dotted midline.


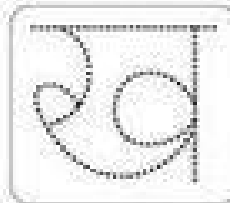
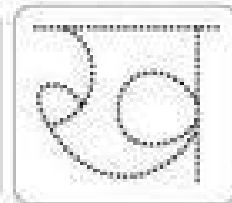
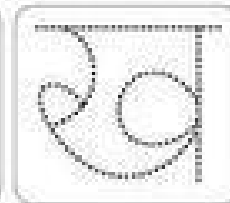
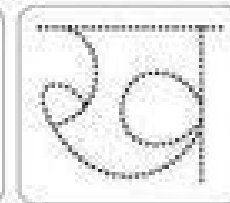

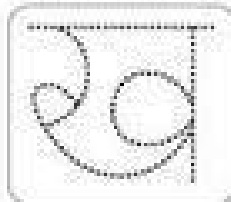

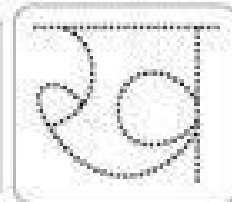

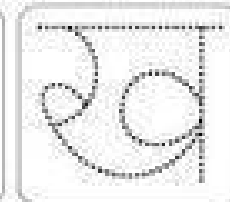

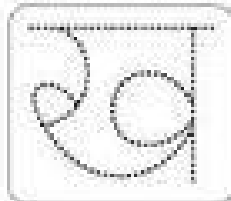
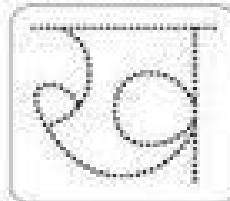
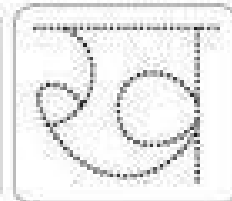
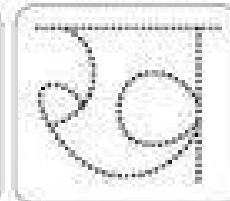
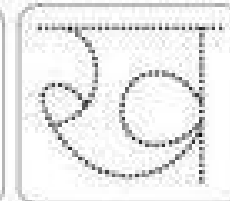
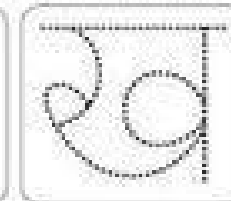

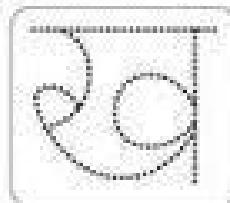





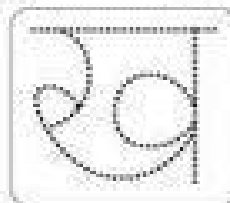
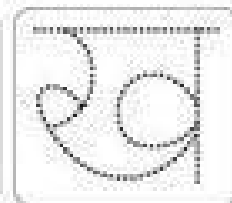
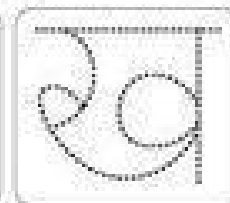
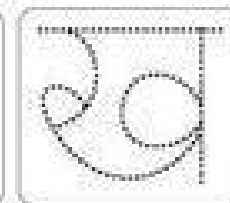
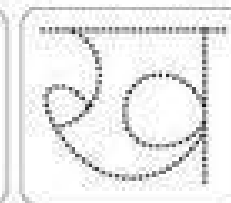
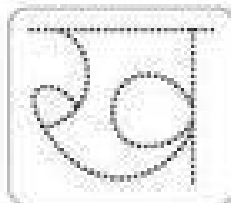
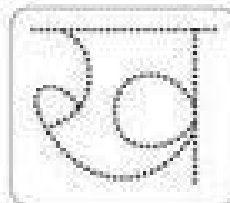
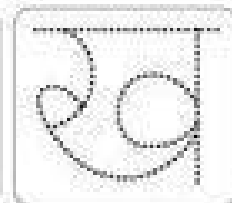

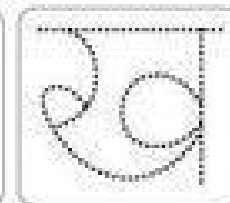
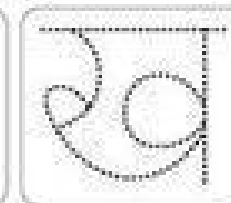
Blank handwriting practice row with a dotted midline.

Blank handwriting practice row with a dotted midline.

ख




खरगोश

हस्ताक्षर :

दिनांक :

ग




गमला

ग	ग	ग	ग	ग	ग
ग	ग	ग	ग	ग	ग
ग	ग	ग	ग	ग	ग
ग	ग	ग	ग	ग	ग
ग	ग	ग	ग	ग	ग
ग	ग	ग	ग	ग	ग

हस्ताक्षर :

दिनांक :

घ



घर

घ	घ	घ	घ	घ	घ
घ	घ	घ	घ	घ	घ
घ	घ	घ	घ	घ	घ
घ	घ	घ	घ	घ	घ
घ	घ	घ	घ	घ	घ
घ	घ	घ	घ	घ	घ

हस्ताक्षर :

दिनांक :

इ

(खाली)

इ	इ	इ	इ	इ	इ
इ	इ	इ	इ	इ	इ
इ	इ	इ	इ	इ	इ
इ	इ	इ	इ	इ	इ
इ	इ	इ	इ	इ	इ
इ	इ	इ	इ	इ	इ

हस्ताक्षर :


दिनांक :

Name:.....

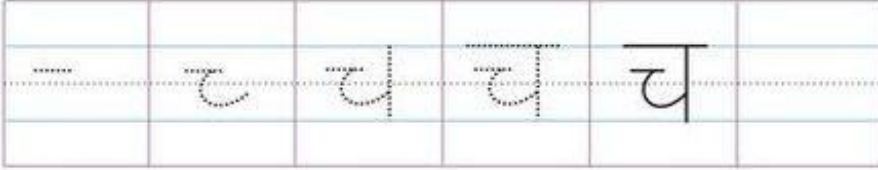
Date:.....

च - (CHA)

CHA as in Chair



Steps to write the letter "च"



चम्मच
Chammach
(spoon)

च च च च च च च

च च च च च च च

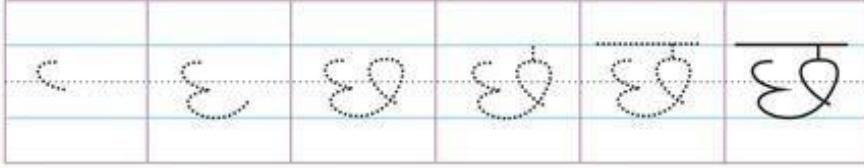


— (CHCHA)

CHCHA as in Chart



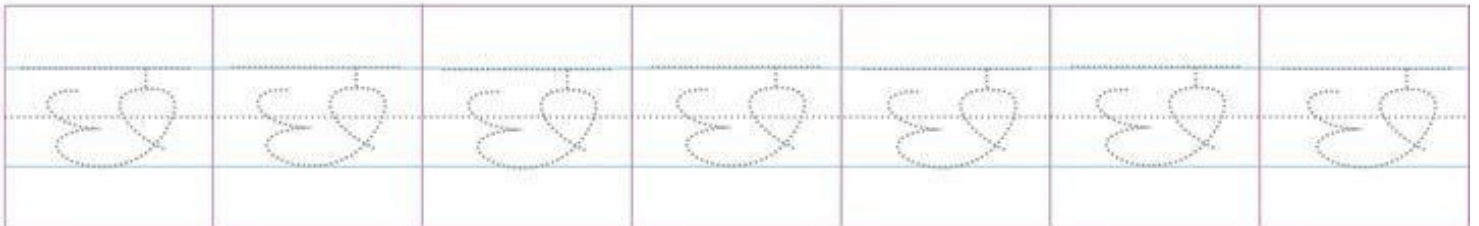
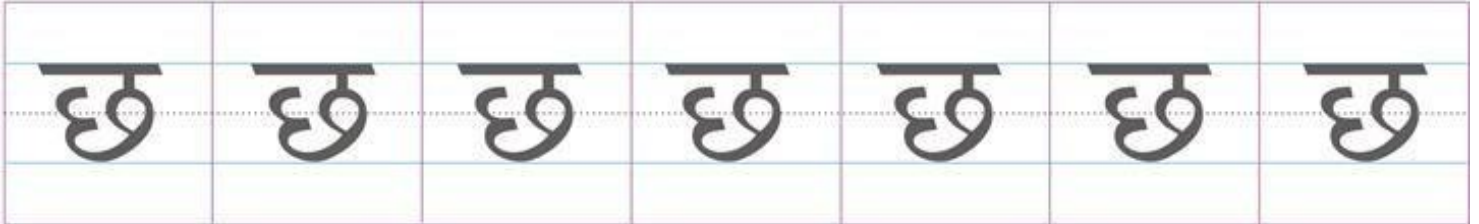


Steps to write the letter "छ"



छतरी

Chhatari
(Umbrella)



Name:.....

Date:.....

ज - (JA)

JA as in Jug



जाग

Jag

(Jug)

Steps to write the letter 'ज'

0	1	2	3	4	5
0	1	2	3	4	5

ज ज ज ज ज ज ज

ज ज ज ज ज ज ज

Blank handwriting practice lines (top section)

Blank handwriting practice lines (middle section)

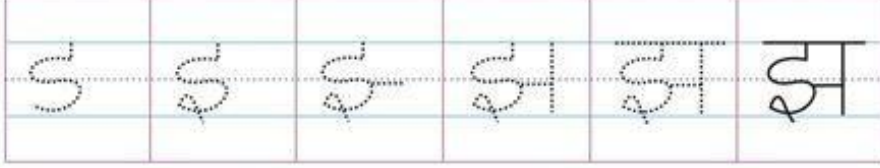
Blank handwriting practice lines (bottom section)

झ - (JHA)

JHA as in Jharkhand



Steps to write the letter "ख"



झण्डा

Jhanda

(Flag)

झ झ झ झ झ झ झ

झ झ झ झ झ झ झ

Blank handwriting practice row

Blank handwriting practice row

Blank handwriting practice row

Blank handwriting practice row

Name:.....

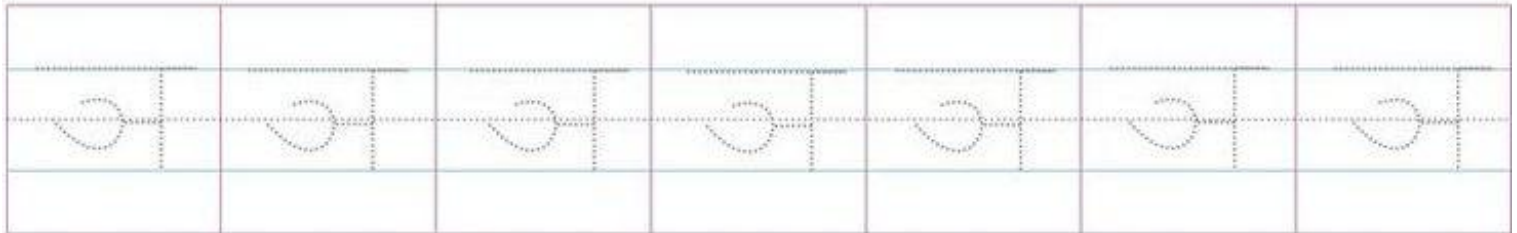

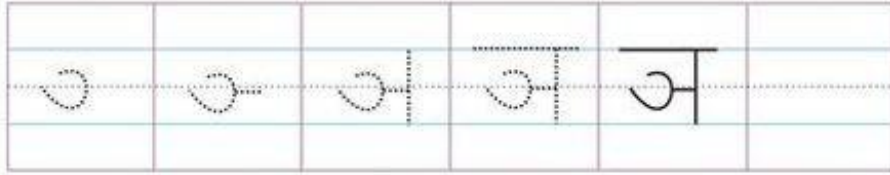
Date:.....

ज - (NJA)

ज

(Nja)

Steps to write the letter "ज"



Name:.....

Date:.....

ट



टमाटर

ट	ट	ट	ट	ट	ट
ट	ट	ट	ट	ट	ट
ट	ट	ट	ट	ट	ट
ट	ट	ट	ट	ट	ट
ट	ट	ट	ट	ट	ट
ट	ट	ट	ट	ट	ट

हस्ताक्षर :

दिनांक :



— (TTA)






TTA as in Hut



ठप्पा

Thappa
(Stamp)

Steps to write the letter 'ठ'



Name:

Date:

ढ



ढोलक

ढ	ढ	ढ	ढ	ढ	ढ
ढ	ढ	ढ	ढ	ढ	ढ
ढ	ढ	ढ	ढ	ढ	ढ
ढ	ढ	ढ	ढ	ढ	ढ
ढ	ढ	ढ	ढ	ढ	ढ
ढ	ढ	ढ	ढ	ढ	ढ

हस्ताक्षर :

दिनांक :

Name _____

Class _____

Date _____

ण ण ण ण ण

ण ण ण ण ण

ण ण ण ण ण

ण ण ण ण ण

ण ण ण ण ण

ण ण ण ण ण

ण ण ण ण ण

PRACTICE WORKSHEET

Name : _____ Roll No. : _____

Class : _____ Date : _____



तलाब

Talaab
(Pond)

त

How to write the letter "त"



त त त त त त

त त त त त त

त त त त त त

त त त त त त

त त त त त त

PRACTICE WORKSHEET

Name : _____ Roll No. : _____

Class : _____ Date : _____





थर्मस

Thermos
(Thermos)

थ

How to write the letter "थ"



Name.....

Class.....

Date.....

अक्षरों को ट्रेस करें (aksharon ko tres karen) — Trace the letters



ड — (DA)

डमरू (damaroo)

ड ड ड ड ड ड ड

ड ड ड ड ड ड ड

ड ड ड ड ड ड ड

ड ड ड

ड ड ड

द


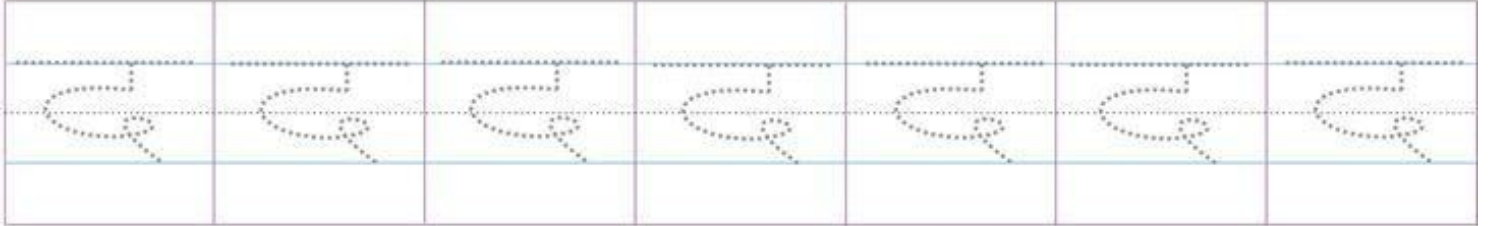
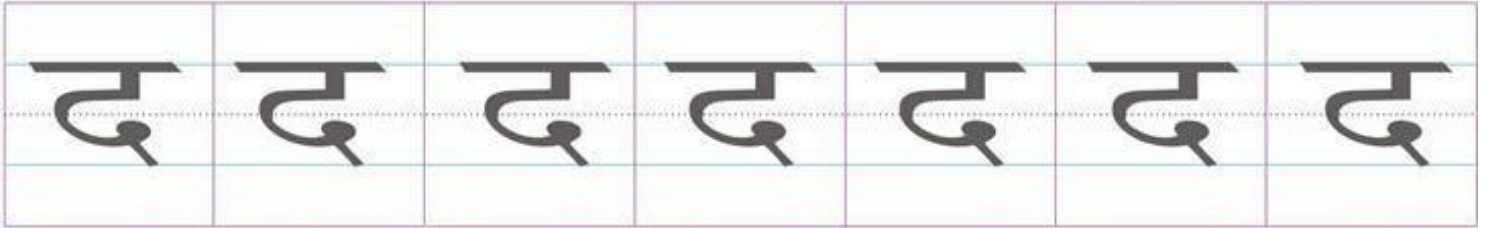
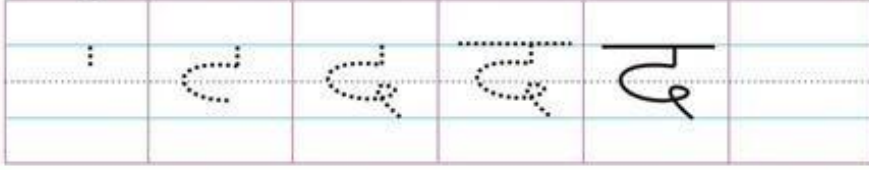
— (DHA)

DHA as in Datura



दरवाजा
Darwaza
(Door)

Steps to write the letter "द"



Name:.....

Date:.....


ध — (DHDHA)

DHDHA as in Dhal



धनुष
Dhanush
(Bow)

Steps to write the letter "ध"



ध ध ध ध ध ध ध

ध ध ध ध ध ध ध

Name:.....

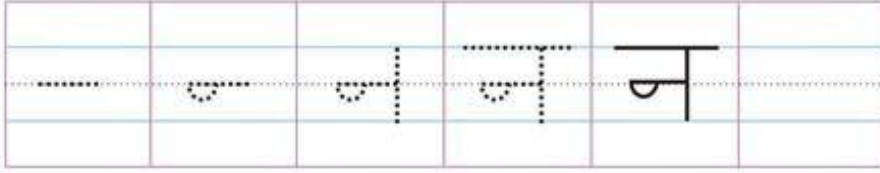
Date:.....

न - (NA)

NA as in Nut



Steps to write the letter "न"



नल

Nal
(Tap)

न न न न न न न

न न न न न न न

Blank handwriting practice row.

Blank handwriting practice row.

Blank handwriting practice row.

Blank handwriting practice row.

Name:.....

Date:.....

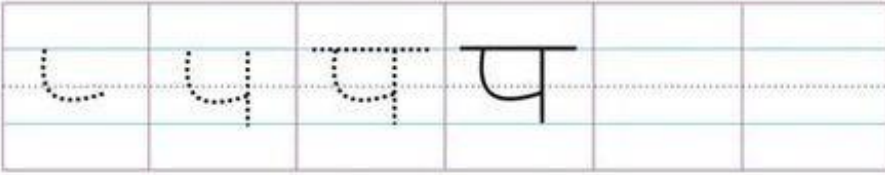
प - (PA)

PA as in Pacific



पत्ता
Patta
(Leaf)

Steps to write the letter "प"



प प प प प प प

प प प प प प प

Blank handwriting practice row.

Blank handwriting practice row.

Blank handwriting practice row.


Blank handwriting practice row.

Name:.....

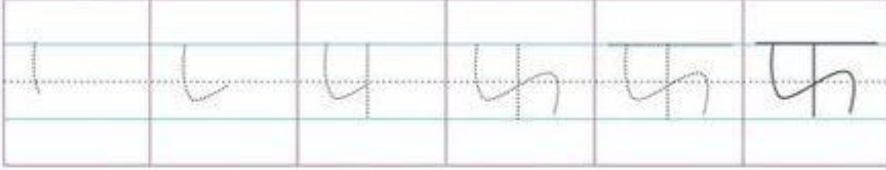
Date:.....

फ - (PHA)

PHA as in Alpha



Steps to write the letter "फ"



फल

Phal
(Fruits)

फ फ फ फ फ फ फ


फ फ फ फ फ फ फ

Name:.....

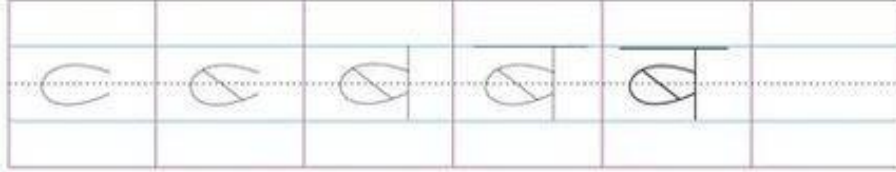
Date:.....

ब - (BA)

BA as in Banana



Steps to write the letter "ब"



बस

Bus
(Bus)

ब ब ब ब ब ब ब

ब ब ब ब ब ब ब

Name:.....

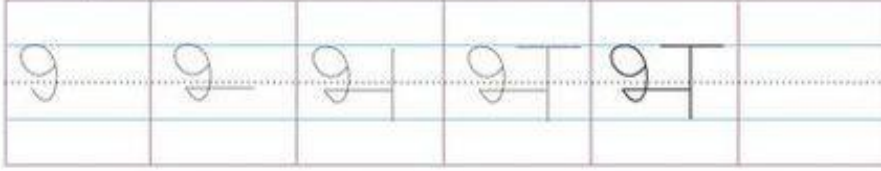
Date:.....

भ — (BHA)

BHA as in Bharat



Steps to write the letter "भ"



भवन
Bhavan
(Building)

भ भ भ भ भ भ भ


भ भ भ भ भ भ भ

Name:.....

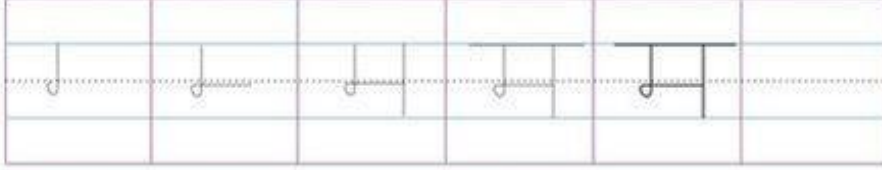
Date:.....

म - (MA)

MA as in Machine



Steps to write the letter "म"



मछली
Machhali
(Fish)

म म म म म म म

म म म म म म म

Blank handwriting practice row.

Blank handwriting practice row.

Blank handwriting practice row.

Blank handwriting practice row.

Name:.....

Date:.....

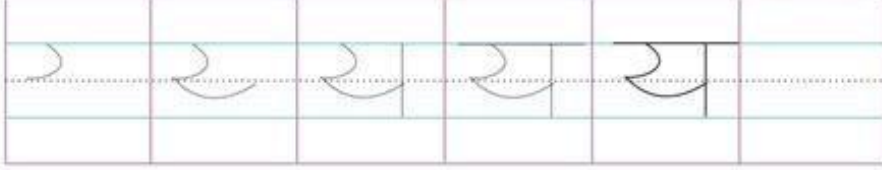
य - (YA)

YA as in Royal



यज्ञ
Yagya
(Yagna)

Steps to write the letter "य"



य य य य य य य

य य य य य य य

Blank handwriting practice lines.

Blank handwriting practice lines.

Blank handwriting practice lines.

Blank handwriting practice lines.

Name:.....

Date:.....



— (RA)



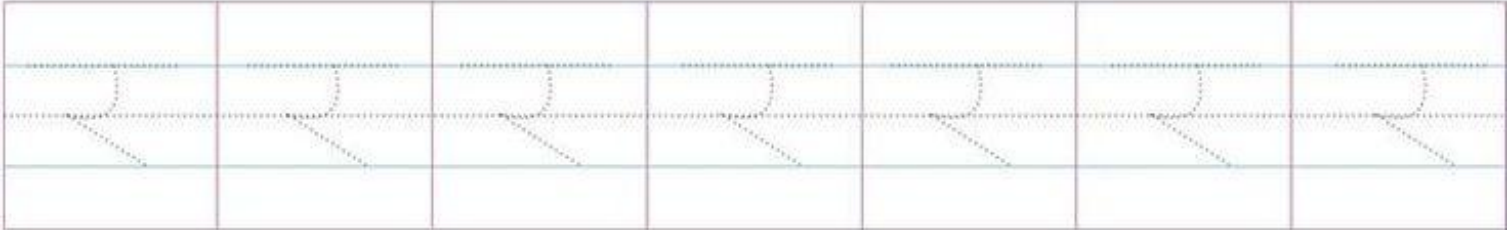
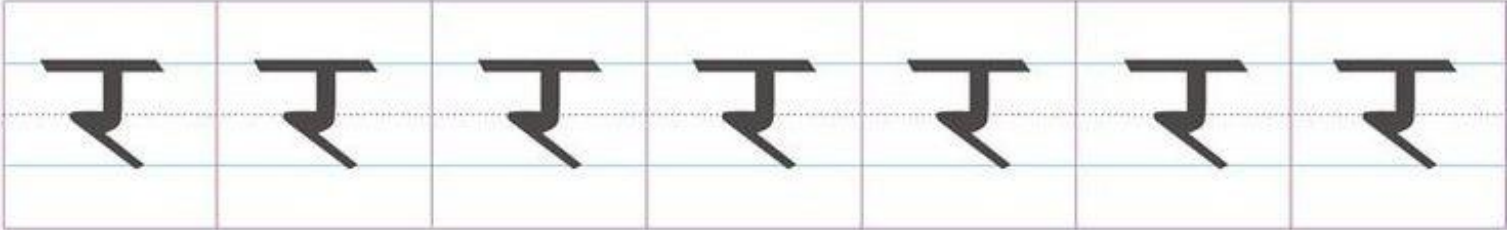
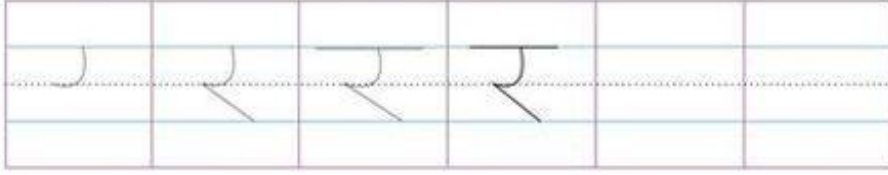
RA as in Rub



रस्सी

Rassi
(Rope)

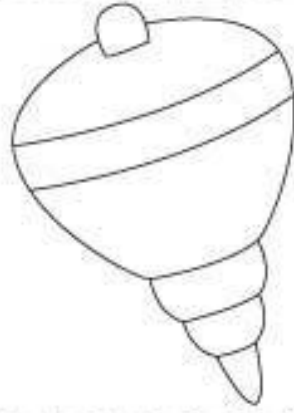
Steps to write the letter "र"



Name:.....

Date:.....

ल



लट्टू

ल	ल	ल	ल	ल	ल
ल	ल	ल	ल	ल	ल
ल	ल	ल	ल	ल	ल
ल	ल	ल	ल	ल	ल
ल	ल	ल	ल	ल	ल
ल	ल	ल	ल	ल	ल

हस्ताक्षर :

दिनांक :

Name : _____
Class : _____

Date : _____



वर्षा
Varsha
(Rain)

व


How to write the letter "व"



PRACTICE WORKSHEET

Name : _____ Roll No. : _____

Class : _____ Date : _____



शलगम
Shalgam
(Turnips)

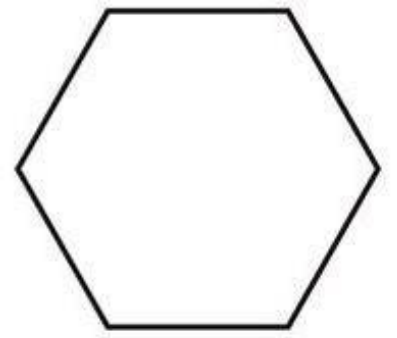
श

How to write the letter "श"






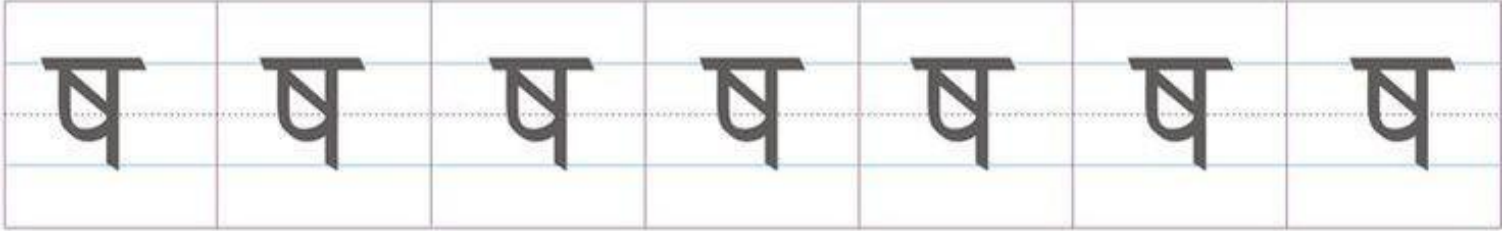
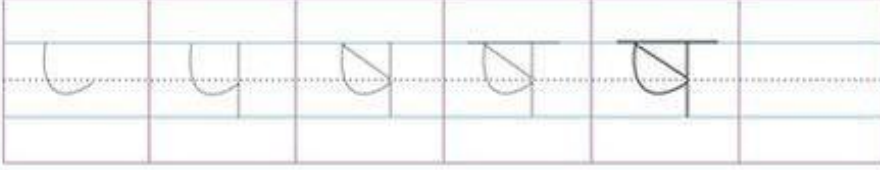
ष — (SSHHA)

SSHHA as in Shutter



षटकोण
Shatkon
(Hexagon)

Steps to write the letter "ष"




Name:.....

Date:.....

PRACTICE WORKSHEET

Name : _____ Roll No. : _____

Class : _____ Date : _____




सर्प

Sarp
(Snake)

स


How to write the letter "स"



PRACTICE WORKSHEET

Name : _____ Roll No. : _____

Class : _____ Date : _____




हाल

Hal

(Plough)



How to write the letter "ह"



Handwriting practice section consisting of five rows of horizontal lines. Each row contains six 'ह' characters for tracing. The first row is the most prominent, while the others are slightly faded.

क्ष

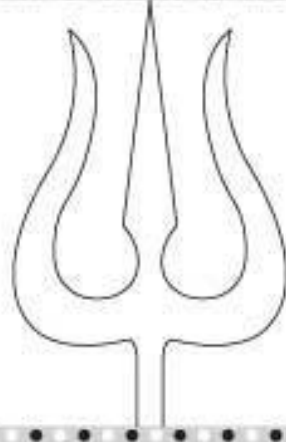


क्षत्रिय

क्ष	क्ष	क्ष	क्ष	क्ष	क्ष
क्ष	क्ष	क्ष	क्ष	क्ष	क्ष
क्ष	क्ष	क्ष	क्ष	क्ष	क्ष
क्ष	क्ष	क्ष	क्ष	क्ष	क्ष
क्ष	क्ष	क्ष	क्ष	क्ष	क्ष
क्ष	क्ष	क्ष	क्ष	क्ष	क्ष

हस्ताक्षर :

दिनांक :



त्रिशूल

हस्ताक्षर :

दिनांक :

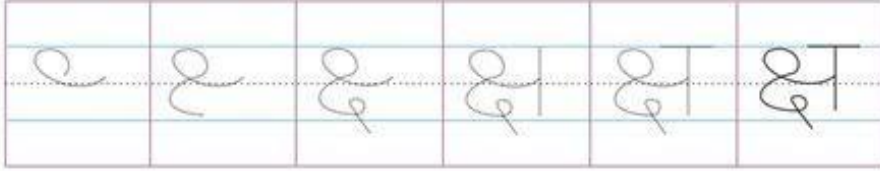
क्ष - (KSHA)

KSHA as in Rikshaw



क्षत्रिय
Kshatriya
(Soldier)

Steps to write the letter "क्ष"



क्ष क्ष क्ष क्ष क्ष क्ष क्ष

क्ष क्ष क्ष क्ष क्ष क्ष क्ष

--	--	--	--	--	--	--	--

--	--	--	--	--	--	--	--

--	--	--	--	--	--	--	--

--	--	--	--	--	--	--	--

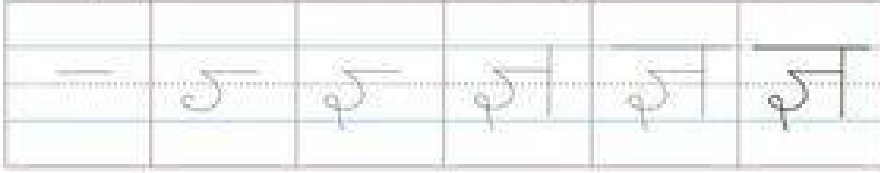
Name:.....

Date:.....

ज्ञ — (GNYA)

ज्ञ

Steps to write the letter "ज्ञ"



Gnya

ज्ञ ज्ञ ज्ञ ज्ञ ज्ञ ज्ञ ज्ञ

ज्ञ ज्ञ ज्ञ ज्ञ ज्ञ ज्ञ ज्ञ

Blank handwriting practice row.

Blank handwriting practice row.

Blank handwriting practice row.

Blank handwriting practice row.

Name:.....

Date:.....

1 स्वर – खाली स्थान में सही वर्ण भरो –

— आ, — ई, — ऊ, — ऐ, — औ, — अ —।

2 व्यंजन – खाली स्थान में चित्र देखकर सही वर्ण भरो

	क	—	ग	—	ङ	
	—	छ	—	झ	ञ	
	—	ठ	ड	—	ण	
	त	थ	—	ध	—	
	प	—	ब	भ	—	
	य	र	—	—		
	श	—	स	—		



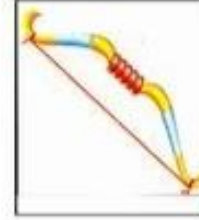
व्यंजन


चित्रों और वर्णों (स्वर) को मिलाओ और चित्र के नीचे सही वर्ण लिखो :-












ट

ध

ड

प


द











ब

त

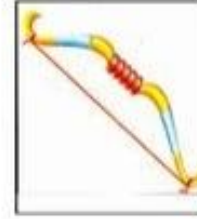
म

फ

भ

व्यंजन

चित्रों और वर्णों (स्वर) को मिलाओ और चित्र के नीचे सही वर्ण लिखो :-




ट

ध

ड

प

द



ब

त

म

फ

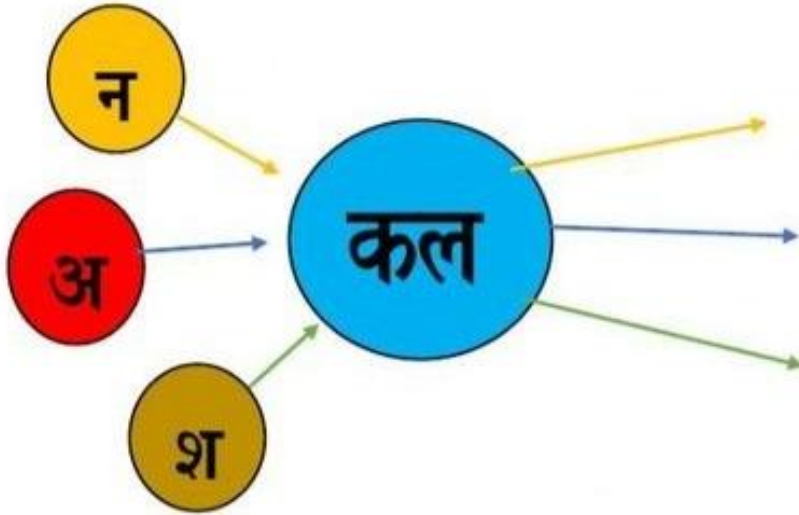
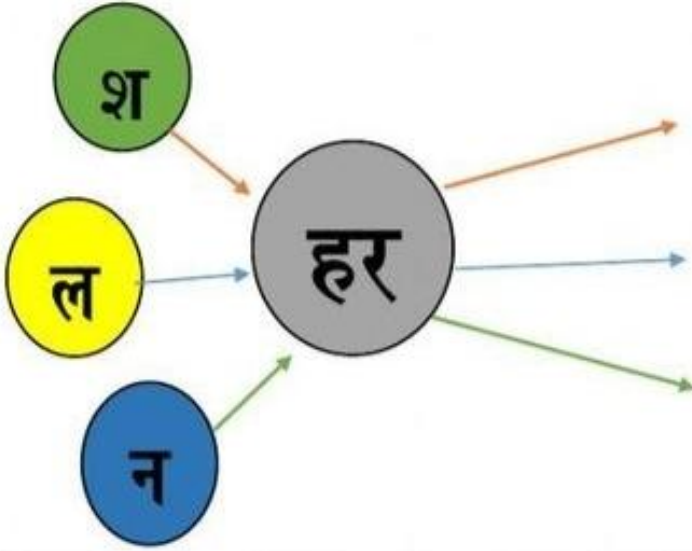
भ

HINDI WORKSHEET

अक्षर जोड़कर शब्द बनाओ :


JOIN THE LETTERS AND MAKE A WORD:

नहर लहर अकल शकल नकल



पहचानिए और लिखिए

नीचे दी गयी वस्तुओं के अनुसार 'अ' से 'अः' तक स्वर लिखिए



अ

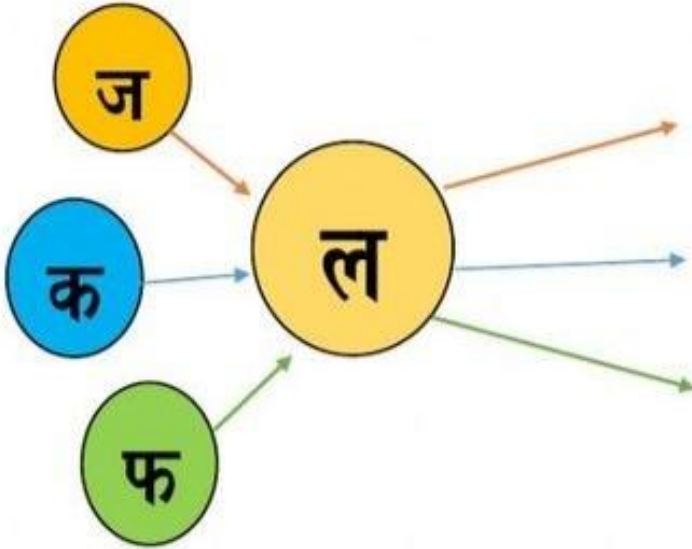


HINDI WORKSHEET

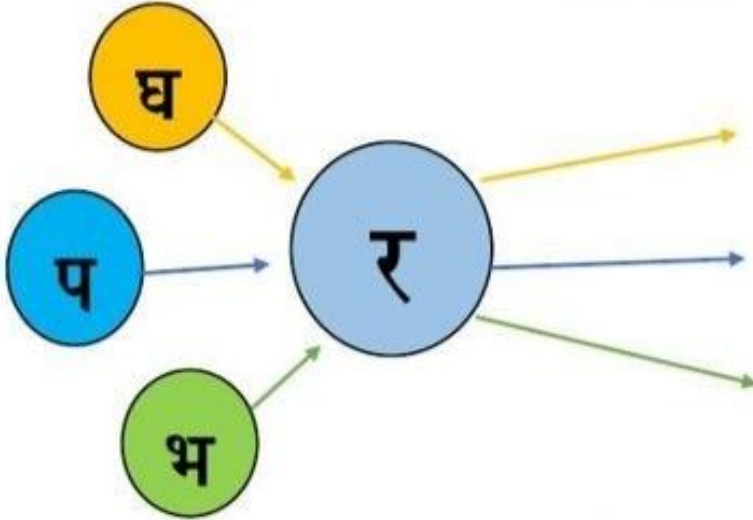
अक्षर जोड़कर शब्द बनाओ :

JOIN THE LETTERS AND MAKE A WORD:

फल घर कल भर पर



जल



Hindi Worksheet



एक अक्षर के साथ अलग-अलग अक्षर जोड़कर शब्द बनाना सीखे।

क	ल	कल
	म	कम
	प	कप

फ	ल	
	न	
	ट	

स	र	
	ब	
	च	

आ	प	
	म	
	ग	

ह	म	
	ल	
	क	

म	न	
	ल	
	र	



आज आपने एक अक्षर के साथ अलग-अलग अक्षर जोड़कर शब्द बनाना सीखा।

Word Formation in Hindi

3 Letter Words - Lesson 1

क + म + ल

कमल

म + ग + र

मगर

ब + त + ख

बतख

ऐ + न + क

ऐनक

औ + र + त

औरत

अ + क्ष + र

अक्षर

कमल

फसल

महल

उछल

टहल

मगर

अगर

डगर

नगर

खबर

नहर

पहर

लहर

झटक

भटक

चमक

लपक

पटक

भवन

हवन

पवन

भजन

जलन

नमन

दमन

कलश

पलक

भगत

तखत

शहद

Word Formation in Hindi

Easy Words - Lesson 2

छ + त

छत

ए + क

एक

ल + ट

लट

आ + म

आम

ट + ब

टब

ज + ड

जड़

छत	खत	मत	लत	एक	शक
टक	ढक	थक	पक	लट	रट
जट	फट	तट	घट	आम	गम
कम	जम	दम	छम	बम	हम
जड़	छड़	चड़	अब	जब	तब
रब	सब	टब	कब	भज	सज

आ 'I' की मात्रा

1) ताला	(11) राधा	(21) जाड़ा
(2) माला	(12) बाजा	(22) साग
(3) काला	(13) आधा	(23) राग
(4) बाला	(14) धारा	(24) आग
(5) जाला	(15) धार	(25) ठान
(6) साला	(16) पारा	(26) जाग
(7) शाल	(17) तारा	(27) पाठ
(8) बाला	(18) जाक	(28) ठान
(9) हाल	(19) कान	(29) शाक
(10) जाला	(20) हाथ	(30) लाज

Word Formation in Hindi

4 letter Words - Lesson 2

शलजम हलचल अजगर परवल

अचरज मरहम जलचर बरगद

भगदड़ पनघट जमघट सरकस

अकबर पतझड़ अनपढ़ बचपन

हरकत जलचर कलकल तरकश

आगमन खटमल समतल चखचख

हरदम शरबत कसरत उबटन

कमरख पलटन दमकल कटहल

जगमग धरमस चमचम अनबन

दशरथ तड़पन सरपट करवट

अरहर गड़बड़ तरकश नटखट

Word Formation with Matras

Words with आ 'T' Kii Matra -2

आ + ज + T

आजा

छ + T + त + T

छाता

ब + T + द + ल

बादल

अ + न + T + र

अनार

ग + म + ल + T

गमला

ब + T + ज + T + र

बाजार

ताजा दाना हरा धागा लगा

गाजर पालक नाटक बालक चालक

कमला पकड़ा झगड़ा अपना दमका

सवार समाज बलवान वनवास तलवार

आसपास आसमान खालदान मतवाला

Word Formation with Matras

Words with आ 'T' Kii Matra

आ + ग

आग

ब + T + ल

बाल

क + T + र

कार

ह + T + थ

हाथ

क + T + म

काम

प + T + न

पान

राग

दाग

जाग

साग

नाग

दाल

काल

डाल

जाल

थाल

मार

पार

आर

पार

चार

राम

दाम

बाम

दाम

नाम

कान

दान

मान

आन

धान